

HOUSING + HOUSEHOLDS

HOUSING

North Minneapolis is incorporating new housing paradigms. Having housing that is affordable, safe and healthy is a requisite for mental and physical wellbeing. The large proportion of rental housing is owned by absentee landlords, and often poorly maintained, creating a housing crisis and health hazards from problems such as mold. There is a need for housing that is safe and affordable and a desire to increase the proportion of owner-occupied housing. Home ownership creates stable neighborhoods, develops community bonds, and builds household wealth.

The Twin Cities exhibit great disparities in homeownership. According to MinnPost, "In Minnesota, 24.2% of Black

households [own] homes compared to 76.4% of white households." The same data finds Native American home ownership from 2015 to 2019 in Minnesota, at 49.6%.

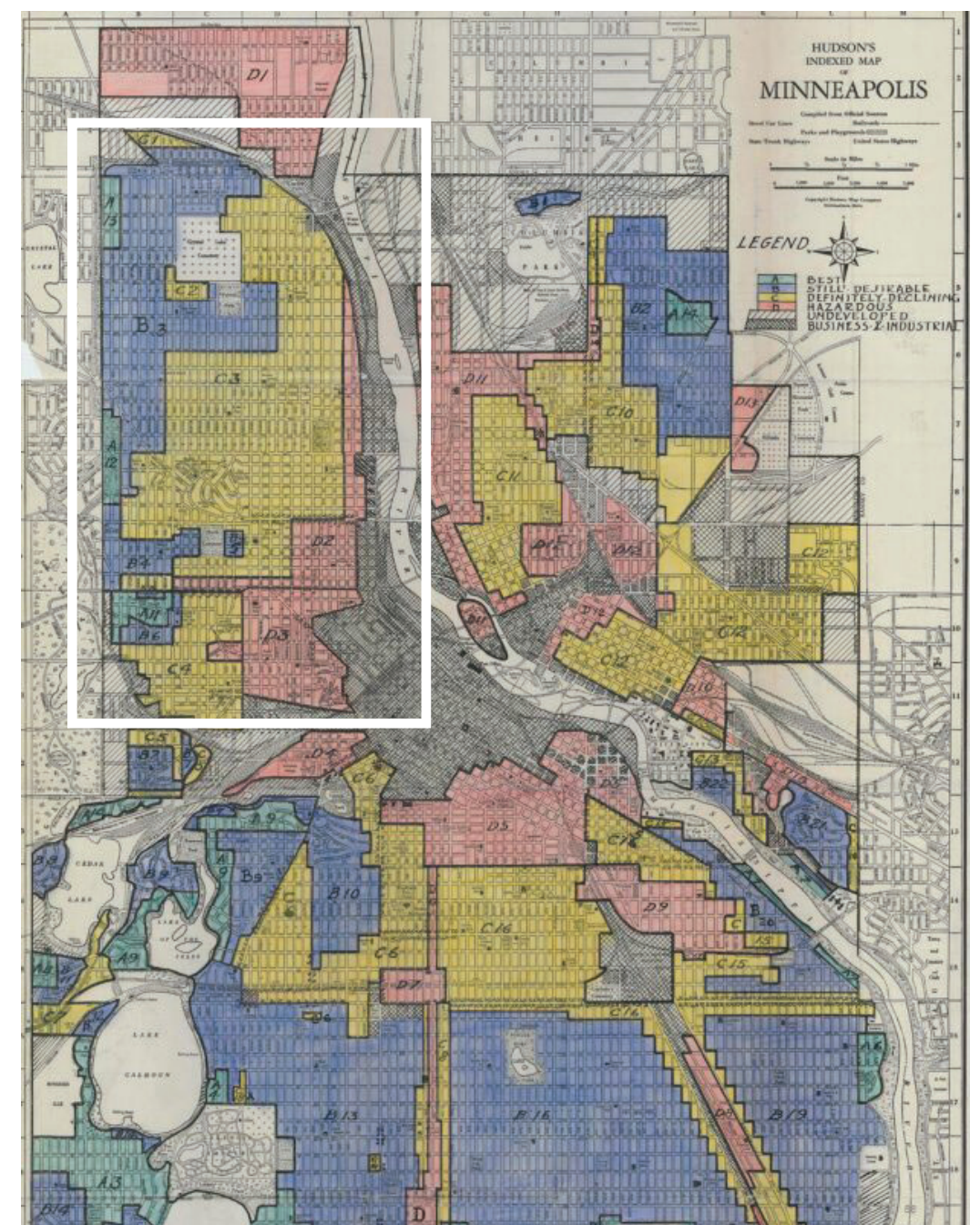
Recently there has been an interest in increasing homeownership in North Minneapolis by providing shared proprietorship, thus reducing the cost of the housing for each participant. For example, Black Lives of Unitarian Universalism Housing Cooperative is developing eight lots, of which one will be a three-unit multi-family dwelling to be owned cooperatively by the Black and Indigenous single-parent families who will live in the units. They are transitioning from rental units to home ownership.

HOUSEHOLDS

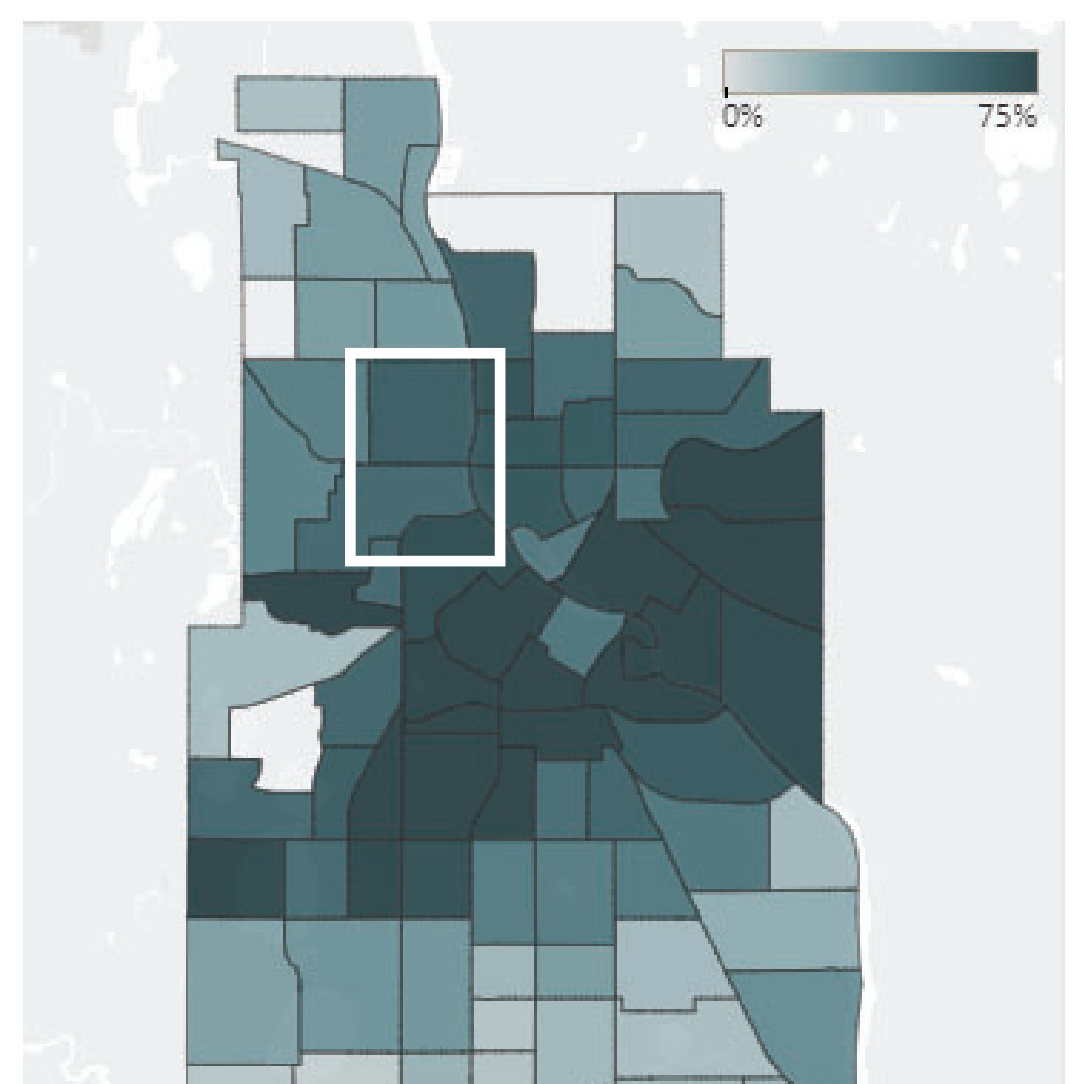
The high levels of poverty concentrated in North Minneapolis (e.g. 43% at or below for the Near North neighborhood) results in many households being under stress. Families working for minimum wage struggle to pay rent, childcare and to supervise their children. Parents with little or no English may have difficulty finding

work. In Near North 47% of the households spend two-thirds of their income for housing.¹

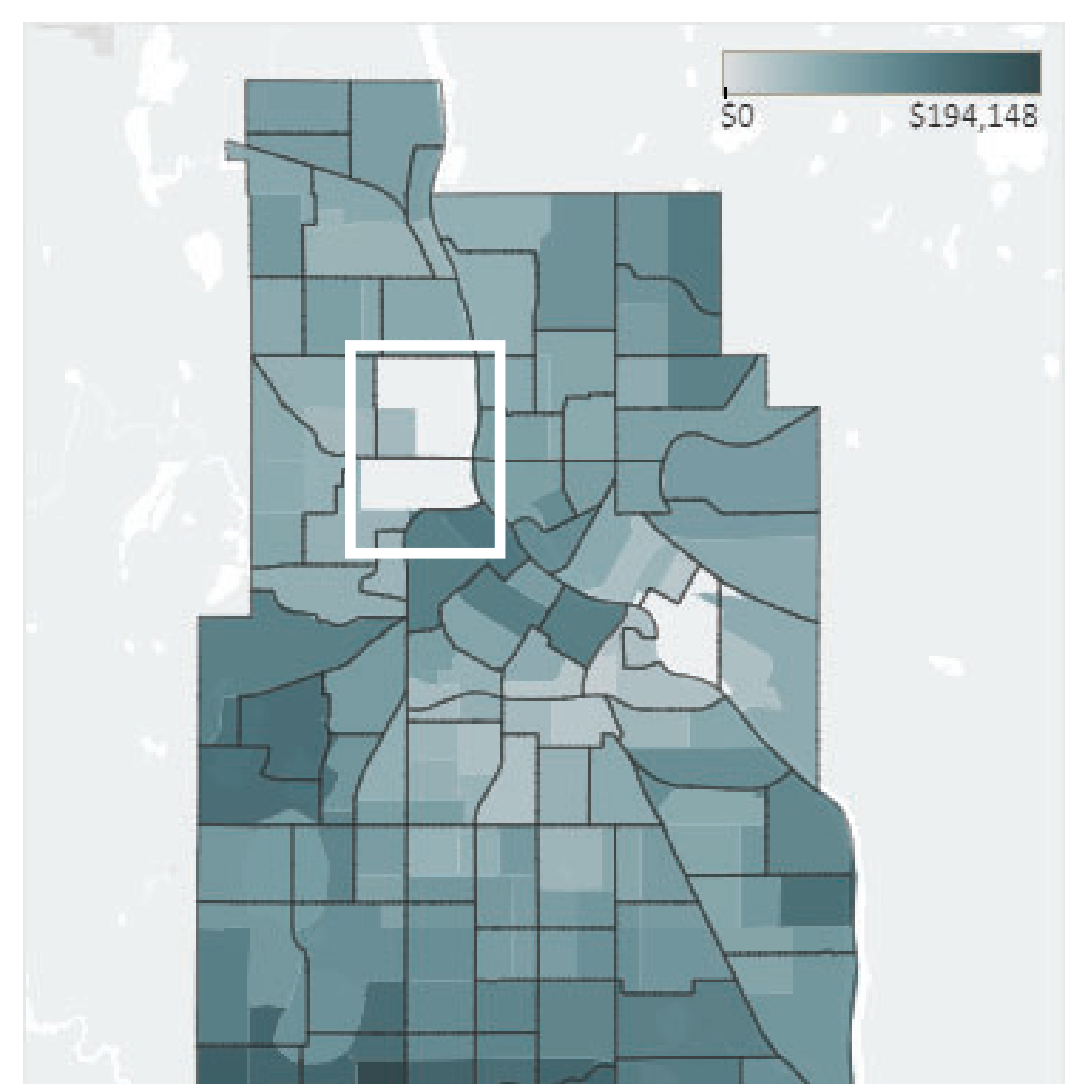
These families need societal support, whether it be in the form of free childcare, free parental education, free after-school activities for their children, access to language learning or training for job skills.²



MAP OF MINNEAPOLIS REDLINING INDEX (1930s)



MAP OF NORTH MINNEAPOLIS RENTED PROPERTIES (2018-2022)



MAP OF NORTH MINNEAPOLIS MEDIAN INCOME (2018-2022)

SOURCES

1. <https://www.mncompass.org/profiles/city/minneapolis/near-north>
2. https://bestneighborhood.org/household-income-minneapolis-mn/#google_vignette